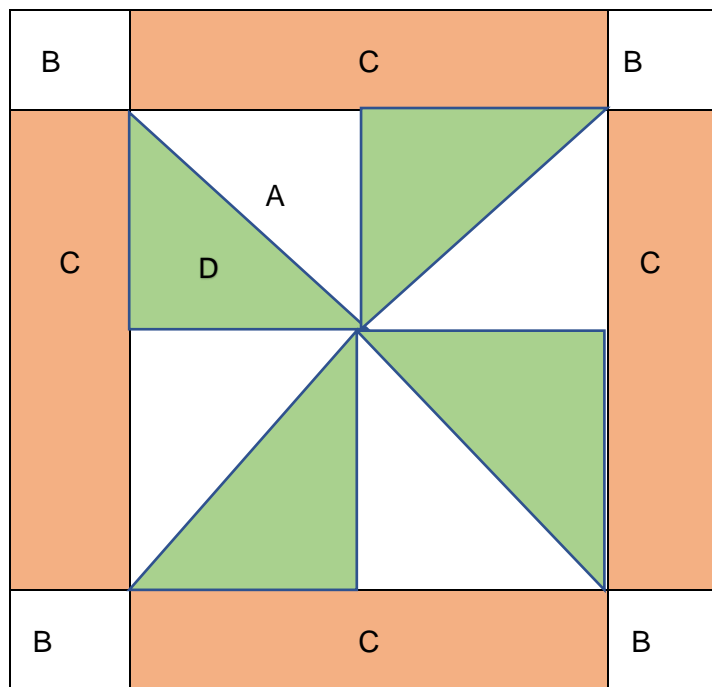


"BOXED IN"

Block 3 of 12- February Block Required for Drawing

12" Finished Block



| | | |
|---|---|------------------------|
| A | 2 | 5" squares |
| B | 4 | 2 ½ " squares |
| C | 4 | 2 ½" x 8 ½" rectangles |
| D | 2 | 5" squares |

“BOXED IN”

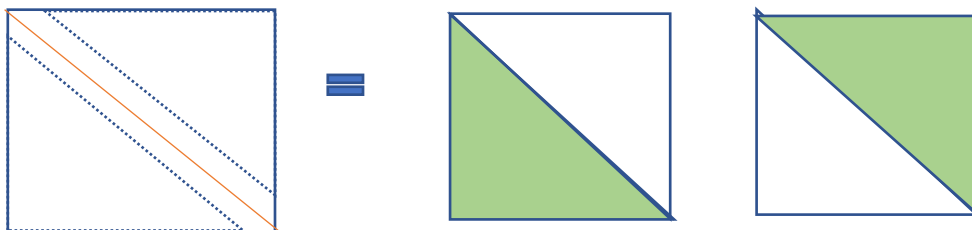
Piecing Instructions

Pinwheel:

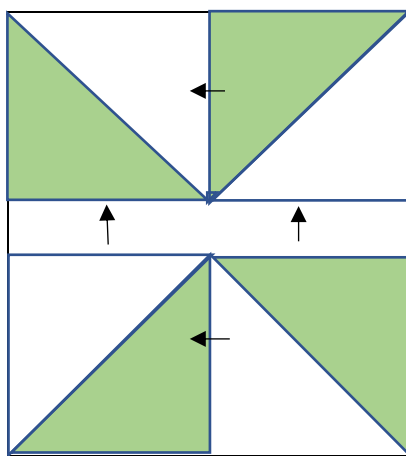
To make 4 total that measure $4\frac{1}{2}$ “ squares

With right sides facing, layer a Fabric A square with a Fabric D square

Draw a line diagonal down the center. Then stitch $\frac{1}{4}$ ” on both sides of line. Cut down the line to get 2 squares. Repeat. These will be oversized so that you can trim to $4\frac{1}{2}$ ” half square triangle. Should have four squares total.



Assemble the Pinwheel: Finished square will be $8\frac{1}{2}$ ”



“BOXED IN”

Add sides:

