



Showcase Fabric


I love the big, bold prints designed by gifted fabric designers. This pattern showcases the prints in an interesting arrangement. This would also be a great pattern for a scrappy look or all solid colored fabrics with amazing quilting. Email Laurel at laurel@whispercolor.com with any questions.




1 Showcase with black sashing 74" x 74"



2 Solid 8" borders 88" x 88"



3 Showcase with pieced border. 98" x 98"



4 4 Block Showcase 65" x 65"

Supply List:

Sashing:

The quilts with a solid border, (numbers 1, 2 and 4), require one 40 piece roll of 1½" strips.

The quilt with the pieced border, (number 3), needs 2 rolls.

Itsy Bitsy Pixie Strips from RJR Fabrics and Kona Cotton Skinny Strips come precut.

You may cut your own from 2½ yards (1⅔ yards for view 4).

Quilt #1 or 2:

Color A 7/8 yard
Color B 1¼ yards
Color C ¾ yard
Color D ½ yard
Color E ½ yard
Color F ½ yard

Quilt #3:

Color A: 1 yard
Color B: 2 yards
Color C: 1½ yards
Color D: 1⅓ yards
Color E: ½ yard
Color F: 7/8 yard

Quilt #4:

Color A 1/3 Yard
Color B 2/3 Yard
Color C ½ Yard
Color D 1/3 Yard
Color E ¼ Yard
Color F ¼ Yard

Borders:

For quilt view #2 buy 2½ yards for the quilt border.

For quilt view #4 buy 1¾ yards for the quilt border.

Binding: #1: 2/3 yards

#2: 2/3 yards

#3: ¾ yards

#4: ½ yards

